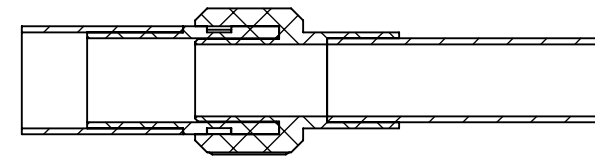
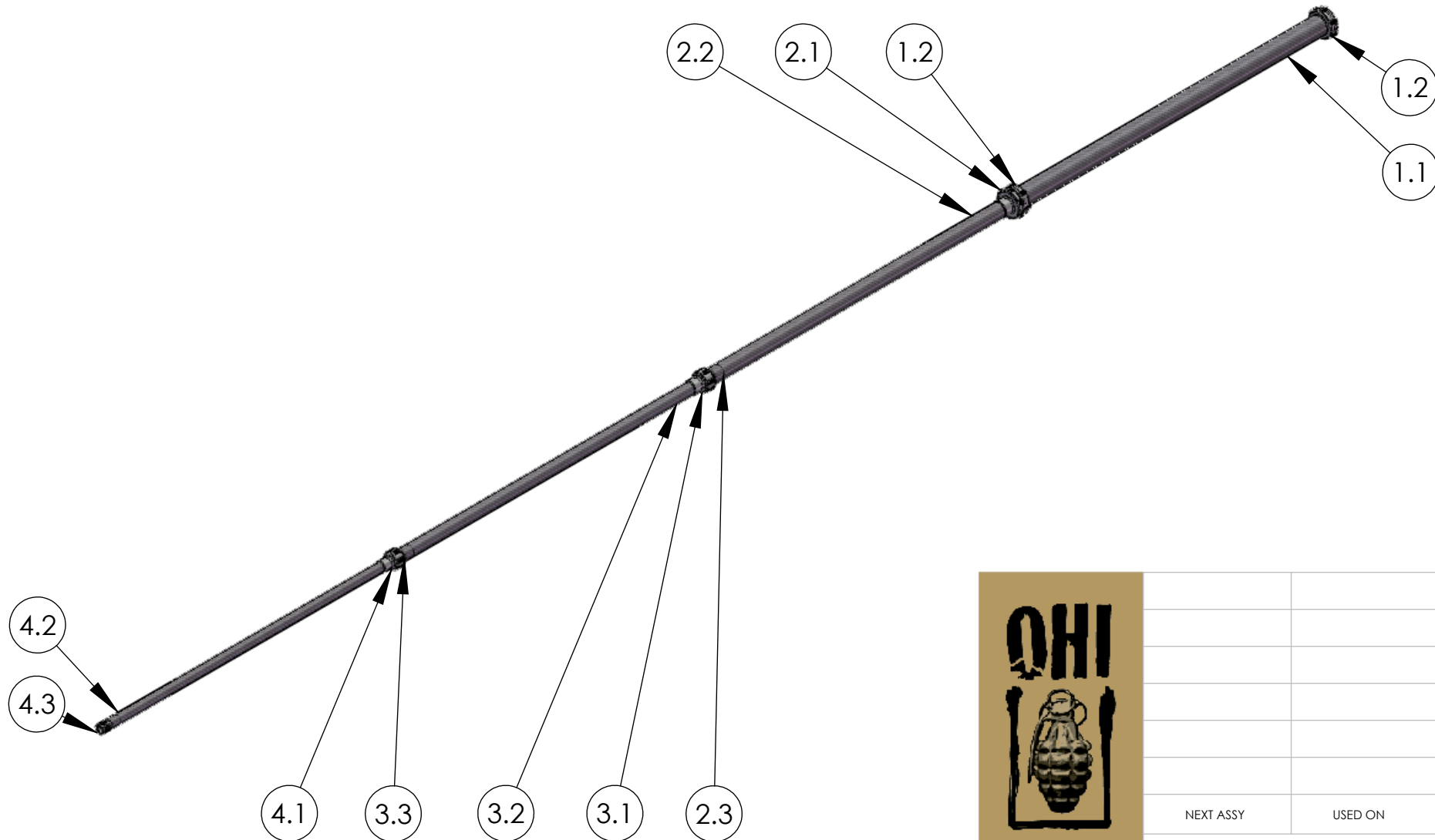
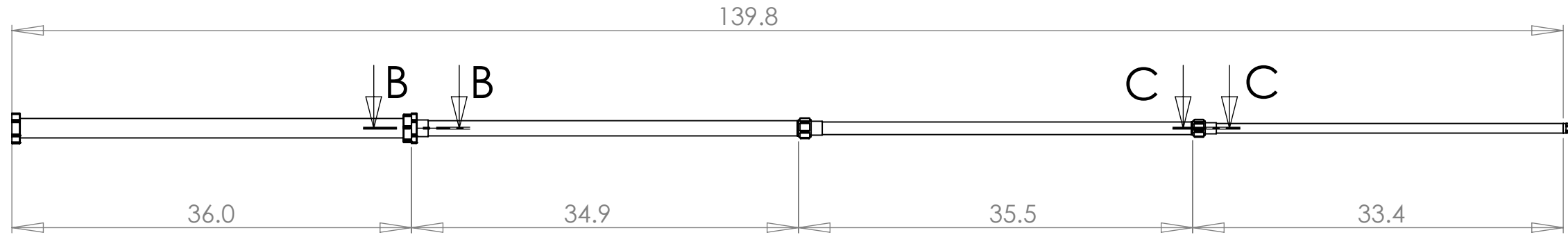


SECTION B-B
SCALE 1 : 2



SECTION C-C
SCALE 1 : 2



ITEM NO.	QTY.	Description	Material	Weight
1	1	Section 1 Assembly		
1.1	1	1.75" OD Tube	Fiberglass	1.66
1.2	2	Connector 1A	PBT	0.08
2	1	Section 2 Assembly		
2.1	1	Connector 1B	PBT	0.11
2.2	1	1.375" OD Tube	Carbon Fiber	0.63
2.3	1	Connector 2	PBT	0.03
3	1	Section 3 Assembly		
3.1	1	Connector 2	PBT	0.08
3.2	1	1.125" OD Tube	Carbon Fiber	0.51
3.3	1	Connector 2	PBT	0.02
4	1	Section 4 Assembly		
4.1	1	Connector 2	PBT	0.06
4.2	1	0.875" OD Tube	Carbon Fiber	0.37
4.3	1	Connector 2	PBT	0.02



UNLESS OTHERWISE SPECIFIED:	
DIMENSIONS ARE IN INCHES	
TOLERANCES:	
FRACTIONAL	± 1/32
ANGULAR	± 0.1
TWO PLACE DECIMAL	± 0.05
THREE PLACE DECIMAL	± 0.005
INTERPRET GEOMETRIC TOLERANCING PER:	
MATERIAL	
FINISH	
NEXT ASSY	USED ON
APPLICATION	
DO NOT SCALE DRAWING	

DRAWN	NAME	DATE
CHECKED		
ENG APPR.		
MFG APPR.		
Q.A.		
COMMENTS:		

ATMS - CDR DRAWINGS		
TITLE: Complete Pole Assembled		
SIZE B	DWG. NO. ATMS-001A	REV
SCALE: 1:20	WEIGHT: 3.65	SHEET 1 OF 3